

AWLQ STATISTICS 2016/17 (compiled 7.8.17)

The following statistics are divided into **two** sections:

SECTION 1

Total animals cared for (almost 13,000 animals, including all impounded animals in City of Gold Coast and Brisbane City plus many surrenders, plus some unclaimed strays and surrenders from other surrounding South East Queensland and Northern New South Wales areas).

SECTION 2

Gold Coast City Council residents' animals only (i.e. approximately 5,000 stray and surrendered dogs and cats plus approximately 400 other animals such as birds, guinea pigs, horses).

Gold Coast City data is particularly useful, for the following reasons:

- (i) The Gold Coast is one of the few large Australian cities where the data represents the whole city (in this case, a growing city of more than 560,000 people with an estimated 13,000 to 16,000 new residents coming to the city each year). AWLQ cares for all the pound animals for the Gold Coast City Council and receives all unclaimed strays. It also runs the only two shelters on the Gold Coast for animals surrendered by their owners. This has provided a unique opportunity to understand the issues and develop solutions to the oversupply of abandoned animals in a whole community.

AWLQ has been working with the community saving all the healthy animals since 2009, and working toward saving all the treatable animals, which has now been achieved.

The graphs below show that 91% of all cats and dogs were saved for the whole city in 2016/17. Only 8% of cats and dogs were euthanized due to irremediable suffering or showing they were a serious risk to the safety of humans and other companion animals. We are constantly seeking new ways to reduce euthanasia rates and hope to reduce this rate even further.

- (ii) Gold Coast statistics illustrate the success of the range of strategies that AWLQ has put in place i.e. the Getting to Zero Model, to reduce the numbers of abandoned and euthanised animals.

As well as increasing rehoming with innovative strategies, the G2Z model focuses on prevention of abandoned animals through:

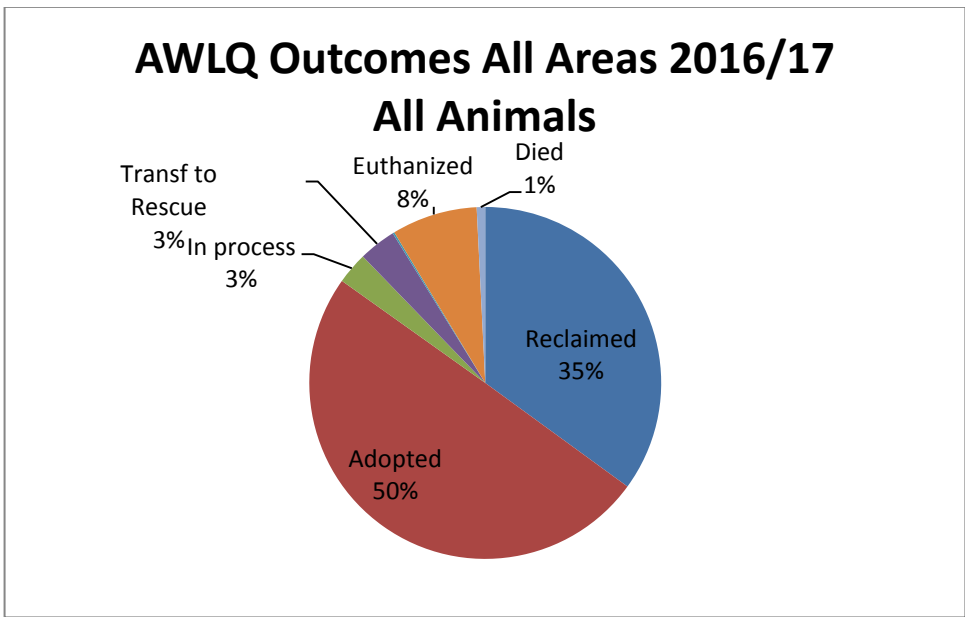
- working with local governments to introduce:
 - cooperative desexing programs with local vets subsidised by Council. This year Ipswich City and Lockyer Valley Regional Councils have joined City of Gold Coast Council in providing funding for desexing subsidies for their residents in need
 - breeder permit systems with inspections to ensure good standards of care, socialisation and support for new owners of dogs and cats.
 - supportive programs to keep animals safe and return lost cats and dogs home
- increasing availability and promotion of desexing at 2- 4 months of age in private vet clinics
- community veterinary clinics that ensure no animal has to be euthanized due to an owner's incapacity to pay
- raising awareness of the public, secondary students, teachers and TAFE students of overpopulation, and how to keep animals happy and safe, particularly the importance of desexing cats by 4 months of age

AWLQ provides a free service to help Councils Get 2 Zero in their communities and runs the G2Z Summit biannually to share strategies from around the world. You can find out more about how to Get 2 Zero at www.g2z.org.au.

SECTION 1 AWLQ ALL AREAS

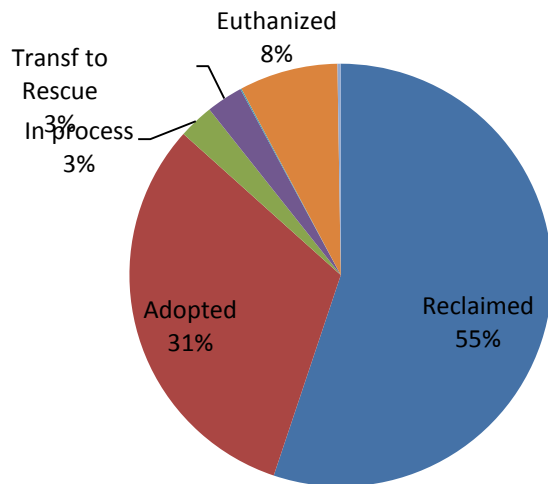
AWLQ All Areas All Animals 2016/17

Animal Type	Reclaimed	Adopted	In process	Transf to Rescue	Escaped/ Stolen	Euthanized	Died	Total
Puppy	53	643	33	12	0	20	15	776
Dog	4094	1726	169	198	7	547	4	6745
Canine	4147	2369	202	210	7	567	19	7521
% Canine	55	31	3	3	0	8	0	100
Kitten	8	2014	59	53	2	84	52	2272
Cat	358	1647	93	87	8	322	9	2524
Feline	366	3661	152	140	10	406	61	4796
% Feline	8	76	3	3	0	8	1	100
Bird	3	95	0	4	1	3	2	108
Cattle	0	0	0	0	0	0	0	0
Fowl	2	46	8	79	3	30	7	175
Goat	3	12	0	0	0	4	0	19
Guinea Pig	0	206	10	0	0	4	3	223
Horse	3	1	0	0	0	0	0	4
Pig	1	1	0	1	0	0	0	3
Rabbit	0	0	0	5	0	0	2	7
Rodent	6	56	5	4	0	5	5	81
Sheep	3	4	0	1	0	0	2	10
Other Subtotal	21	421	23	94	4	46	21	630
%TotOth	3%	67%	4%	15%	1%	7%	3%	100%
Grand Total:	4534	6451	377	444	21	1019	101	12947
% All Animals	35%	50%	3%	3%	0%	8%	1%	100%



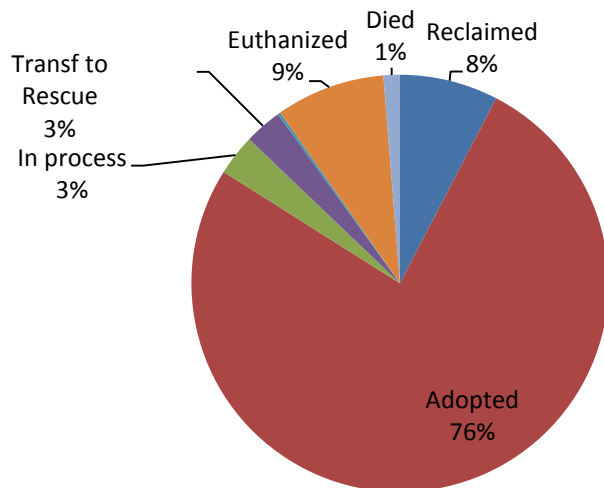
AWLQ Outcomes All Areas 2016/17

Dogs



AWLQ Outcomes All Areas 2016/17

Cats

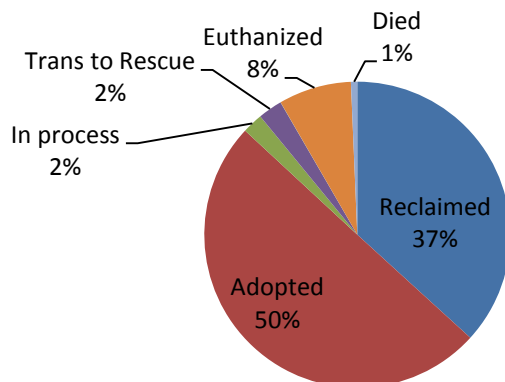


SECTION 2 City of Gold Coast 2016/17

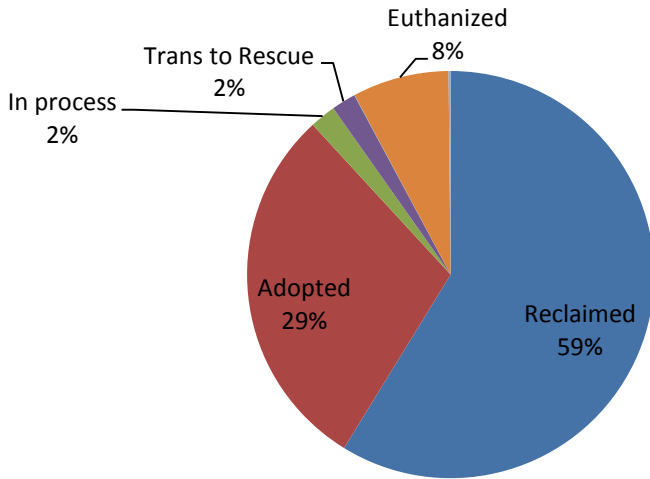
Gold Coast City All Stray and Surrendered Animals - Outcomes 2016/17

Type	Reclaimed	Adopted	In process	Trans to Rescue	Escaped/Stolen	Euthanized	Died	Total
Puppy	1	196	15	2	0	4	5	223
Dog	1765	687	47	56	1	226	0	2782
Canine	1766	883	62	58	1	230	5	3005
%TotDog	58.8	29.4	2.1	1.9	0.0	7.7	0.2	100.0
Kitten	2	713	10	3	0	31	13	772
Cat	208	841	38	6	0	120	6	1219
Feline	210	1554	48	9	0	151	19	1991
% TotCat	10.5	78.1	2.4	0.5	0.0	7.6	1.0	100.0
Dog+Cat	1976	2437	110	67	1	381	24	4996
%TotD/C	40	49	2	1	0	8	0	100
Bird	2	84	0	2	0	3	2	93
Fowl	0	42	2	63	0	21	5	133
Goat	0	8	0	0	0	4	0	12
Guinea Pig	0	84	2	0	0	2	2	90
Pig	0	1	0	1	0	0	0	2
Rabbit	0	0	0	1	0	0	0	1
Rodent	6	49	3	4	0	4	3	69
Other total	8	268	7	71	0	34	12	400
%TotOth	2	67	2	18	0	9	3	100
Total Animals	1984	2705	117	138	1	415	36	5396

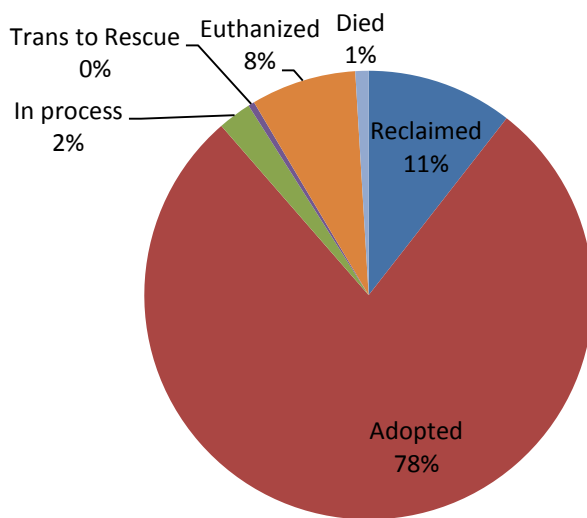
City of Gold Coast All Stray and Surrendered Animals Outcomes 2016/17



City of Gold Coast Stray and Surrendered Dogs Outcomes 2016/17

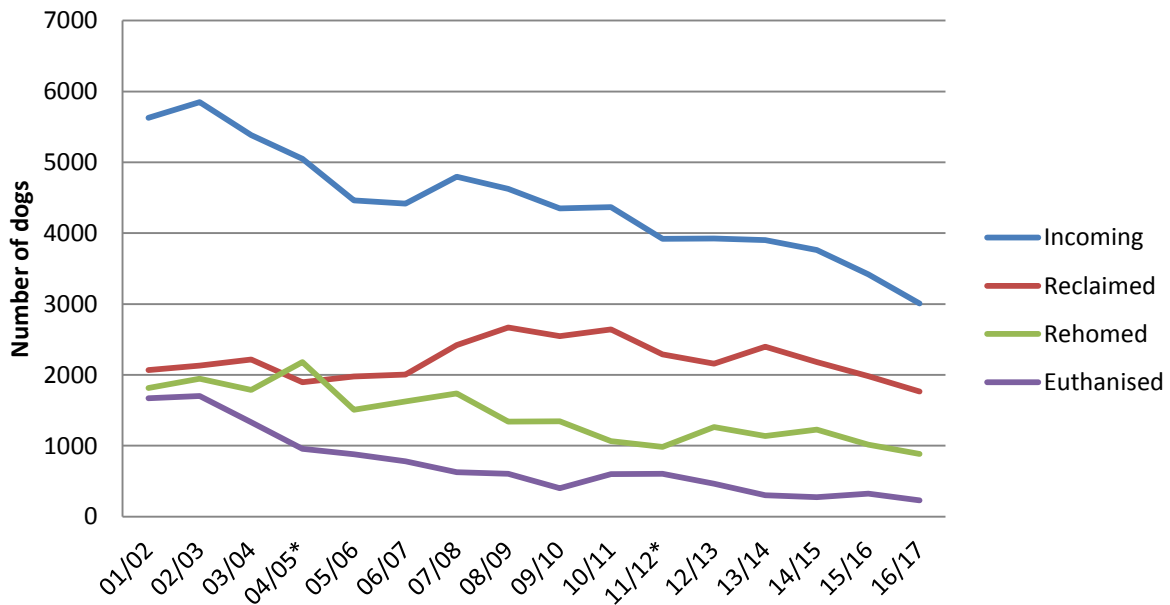


City of Gold Coast Stray and Surrendered Cats Outcomes 2016/17



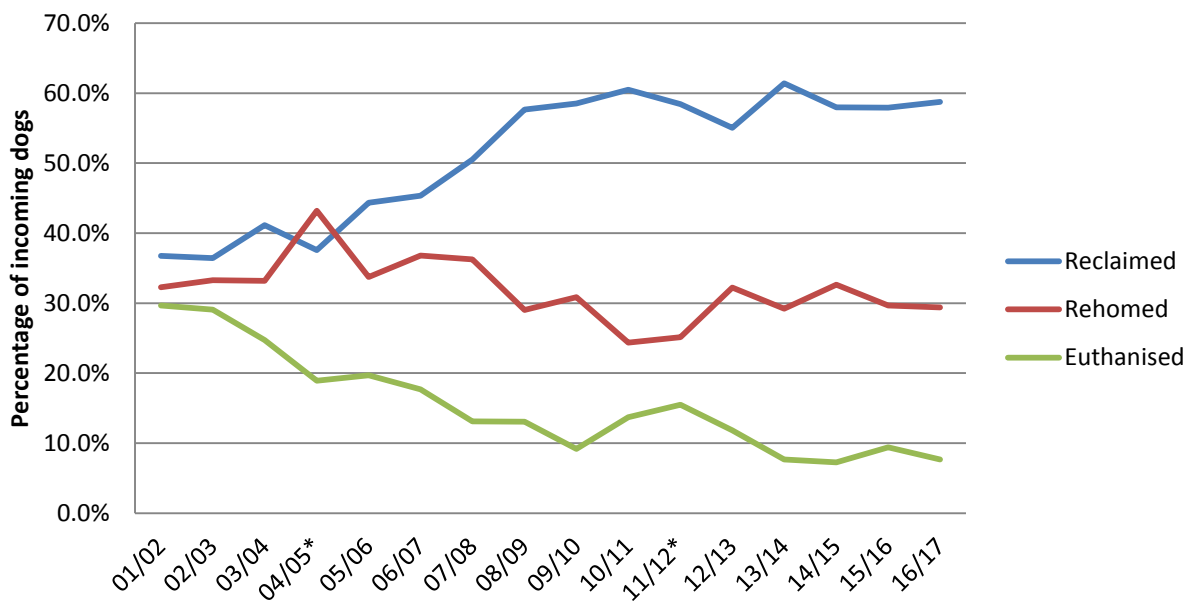
Gold Coast Dogs Number incoming, reclaimed, rehomed, euthanized 2001/2 - 2016/17

*2004/5 & 2011/12 possible overlap of data due to change of database systems



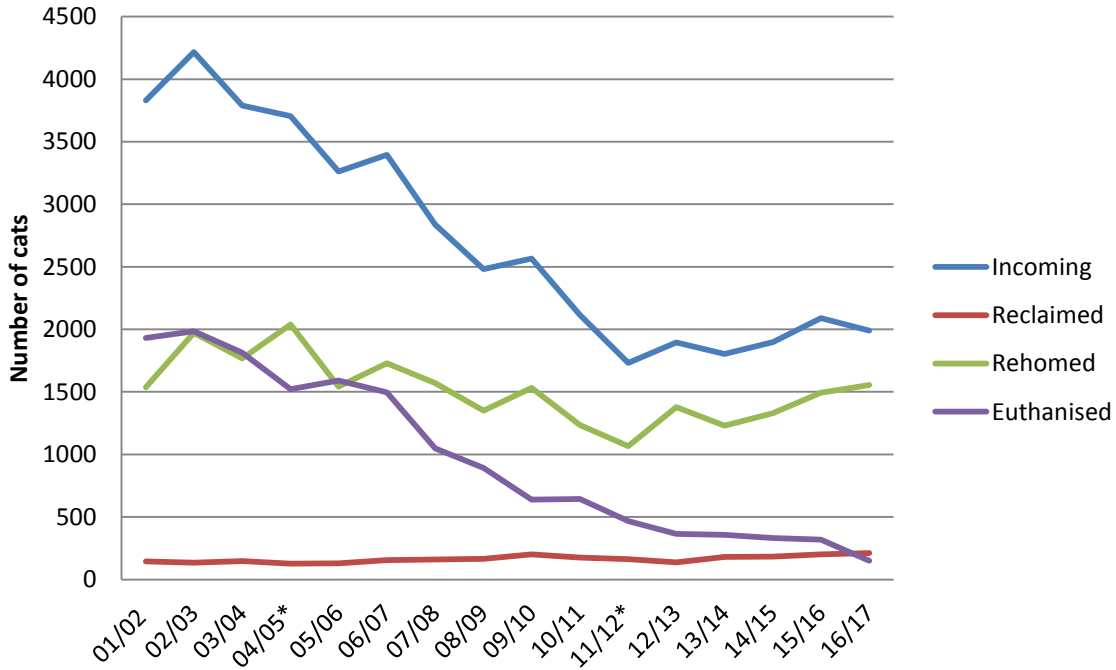
Gold Coast Dogs % Reclaimed, rehomed, euthanized 2001/2 - 2016/17

*2004/5 & 2011/12 possible overlap of data due to change of database systems



Gold Coast Cats
Number incoming, reclaimed, rehomed, euthanized
2001/2 - 2016/17

*2004/5 & 2011/12 possible overlap of data due to change of database systems



Gold Coast Cats
% Reclaimed, rehomed, euthanized
2001/2 - 2016/17

*2004/5 & 2011/12 possible overlap of data due to change of database systems

