

AWLQ STATISTICS 2017/18 (compiled 10.12.18)

The following statistics are divided into **two** sections:

SECTION 1

Total animals cared for (almost 12,000 animals, including all impounded animals in City of Gold Coast and Brisbane City plus many surrenders, plus some unclaimed strays and surrenders from other surrounding South East Queensland and Northern New South Wales areas).

SECTION 2

Gold Coast City Council residents' animals only (i.e. approximately 5,000 stray and surrendered dogs and cats plus approximately 400 other animals such as birds, guinea pigs, horses).

Gold Coast City data is particularly useful, for the following reasons:

- (i) The Gold Coast is one of the few large Australian cities where the data represents the whole city (in this case, a growing city of more than 560,000 people with an estimated 13,000 to 16,000 new residents coming to the city each year). AWLQ cares for all the pound animals for the Gold Coast City Council and receives all unclaimed strays. It also runs the only two shelters on the Gold Coast for animals surrendered by their owners. This has provided a unique opportunity to understand the issues and develop solutions to the oversupply of abandoned animals in a whole community.

AWLQ has been working with the community to save all healthy and treatable animals, achieving this since 2016/17.

The graphs below show that in 2017/18, 94% of all stray and surrendered animals were saved for the whole city. Only 5% of dogs and 7% of cats were euthanized due to irremediable suffering or showing they were a serious risk to the safety of humans and other companion animals.

- (ii) These Gold Coast statistics illustrate the success of the range of strategies that AWLQ has put in place i.e. the Getting to Zero Model, to reduce the numbers of abandoned and euthanised animals.

As well as increasing rehoming with innovative strategies, the G2Z model focuses on **prevention of abandoned animals** through:

- Co-operative desexing programs with local vets subsidised by Council. This year 7 Councils have provided funding for desexing subsidies for residents in need
- Breeder permit systems with inspections to ensure good standards of care, socialisation and desexing of kittens prior to sale or transfer.
- Strategies to keep animals safely contained, and return lost cats and dogs home
- increasing availability and promotion of desexing at 2- 4 months of age in private vet clinics
- Community veterinary clinics that ensure no animal has to be euthanized due to an owner's incapacity to pay
- Raising awareness of the public, secondary students, teachers and TAFE students of how to keep animals happy and safe, particularly the importance of desexing cats before 4 months of age

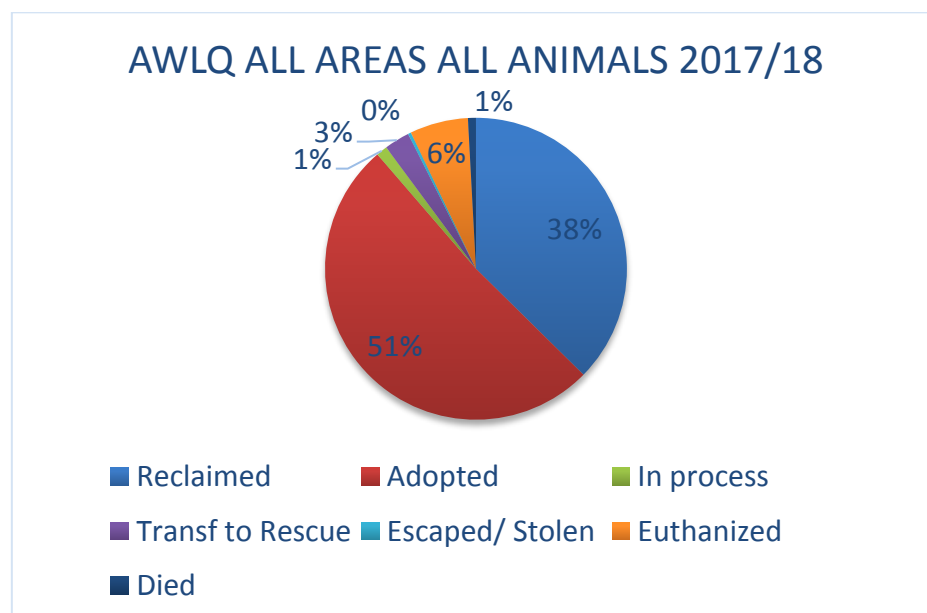
AWLQ provides a free service to help Councils Get 2 Zero in their communities and runs the G2Z Summit biannually to share strategies from around the world. You can find out more about how to Get 2 Zero at www.g2z.org.au. Please contact us if you are a Council, shelter or community member who is interested in implementing these strategies: info@g2z.org.au or jverrinder@awlqld.com.au

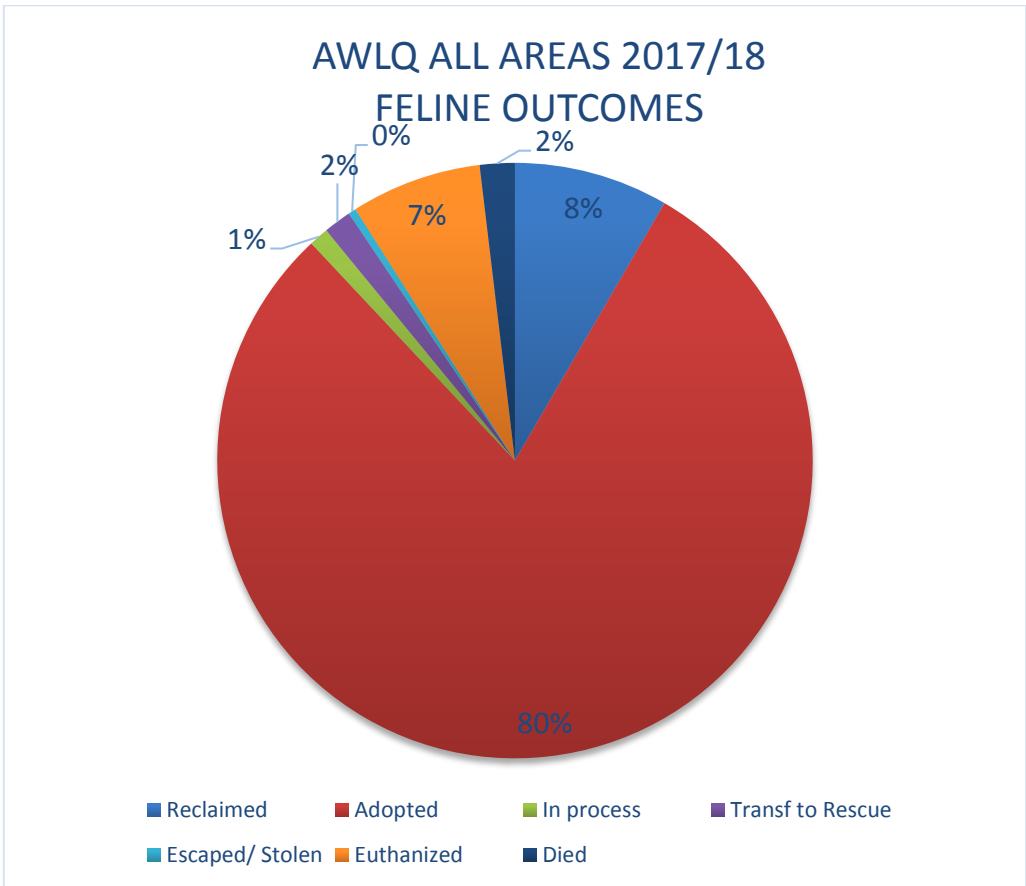
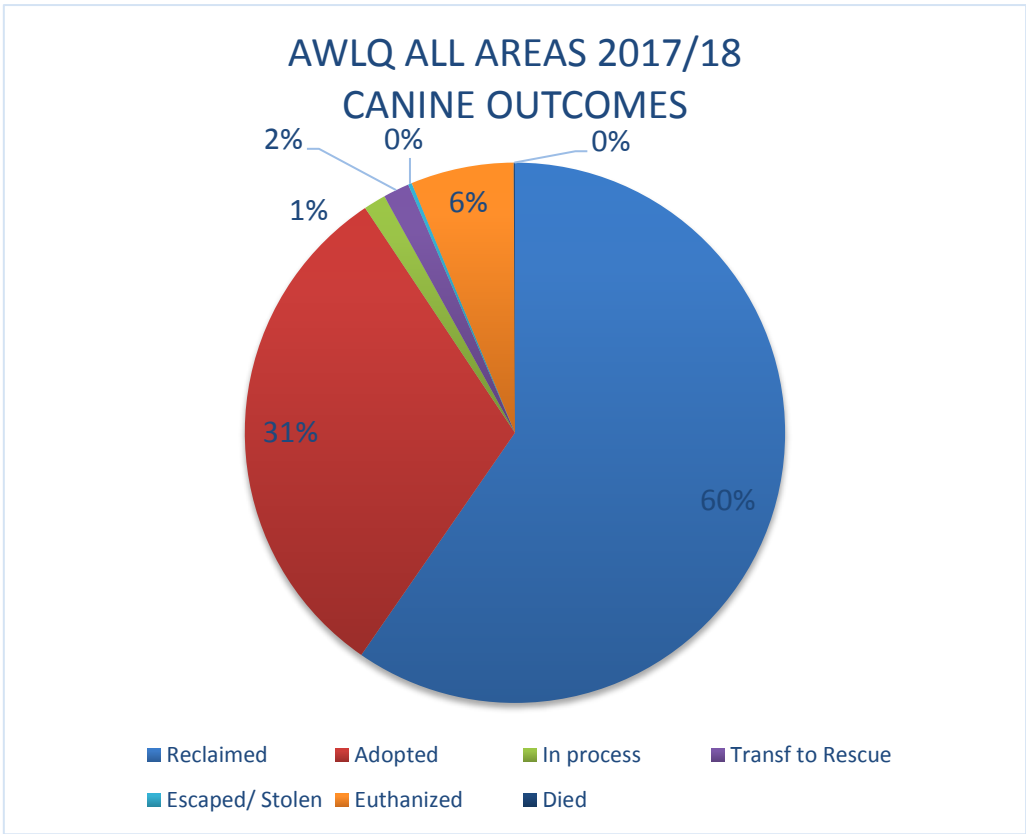
SECTION 1 AWLQ ALL AREAS 2017/18

AWLQ Outcomes All animals (incl. cats, dogs, birds, guinea pigs, horses etc) 2017/18

Includes Brisbane and Gold Coast Pound Reclaims i.e. ALL ANIMALS CARED FOR

Animal Type	Reclaimed	Adopted	In process	Transf. to Rescue	Escaped/ Stolen	Euthanized	Died	Total
Puppy	78	512	3	3	8	12	0	616
Dog	3962	1589	87	103	7	406	5	6159
Canine	4040	2101	90	106	15	418	5	6775
% Canine	60	31	1	2	0	6	0	100
Kitten	11	1978	10	27	4	85	74	2189
Cat	351	1462	36	38	14	222	8	2131
Feline	362	3440	46	65	18	307	82	4320
% Feline	8	80	1	2	0	7	2	100
Bird	4	137	0	5	1	0	1	148
Cattle	5	0	0	0	0	0	0	5
Fowl	7	135	0	128	5	12	6	293
Goat	6	14	2	1				23
Guinea Pig	0	165	0	0	0	1	5	171
Horse	8	1	0	0	0	0	0	9
Pig	1	2	0	1	0	0	0	4
Rabbit	0	0	0	9	0	0	0	9
Rodent	0	84	4	5	0	3	2	98
Sheep	2	6	0	1	0	0	0	9
Other Subtotal	33	544	6	150	6	16	14	769
%Total Oth	4%	71%	1%	20%	1%	2%	2%	100%
All Animals	4435	6085	142	321	39	741	101	11864
% All Animals	37%	51%	1%	3%	0%	6%	1%	100%

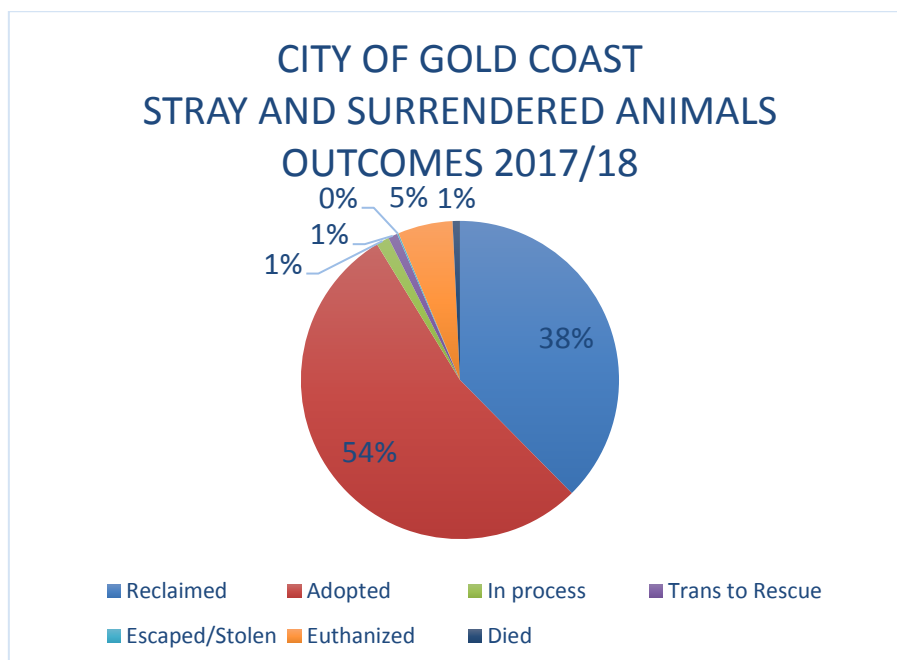




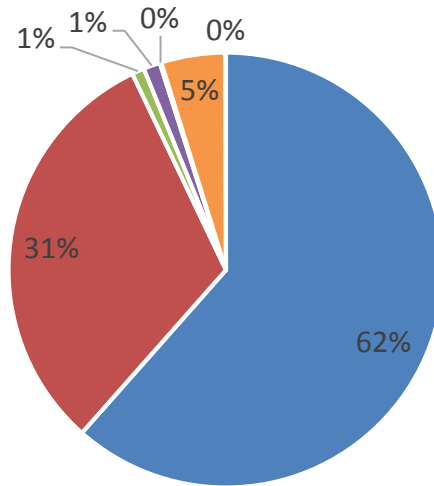
SECTION 2 CITY OF GOLD COAST 2017/18

GC City Incoming 2017/18 Stray & Surrendered with Outcomes

Type	Reclaimed	Adopted	In process	Transf. to Rescue	Escaped/Stolen	Euthanized	Died	Total 2017/18
Puppy	0	145	1	0	0	4	0	150
Dog	1537	639	22	31	3	115	1	2348
Canine	1537	784	23	31	3	119	1	2498
%Total Dog	62%	31%	1%	1%	0%	5%	0%	100%
Kitten	2	844	11	1	0	36	33	927
Cat	182	829	26	12	4	100	0	1153
Feline	184	1673	37	13	4	136	33	2080
% Total Cat	9%	80%	2%	1%	0%	7%	2%	100%
Dog&Cat	1721	2457	60	44	7	255	34	4578
% Dog & Cat	38%	54%	1%	1%	0%	6%	1%	100%
Bird	2	101	0	4	1	0	0	108
Fowl	0	67	0	73	0	7	1	148
Goat	0	10	2	0	0	0	0	12
Guinea Pig	0	111	0	0	0	1	3	115
Pig	0	2	0	0	0	0	0	2
Rabbit	0	0	0	2	0	0	0	2
Rodent	0	40	0	1	0	2	0	43
Sheep	0	3	0	0	0	0	0	3
Other total	2	334	2	80	1	10	4	433
%TotOth	0%	77%	0%	18%	0%	2%	1%	100%
Total Animals	1723	2791	62	124	8	265	38	5011
% All Animals	34	56	1	2	0	5	1	100

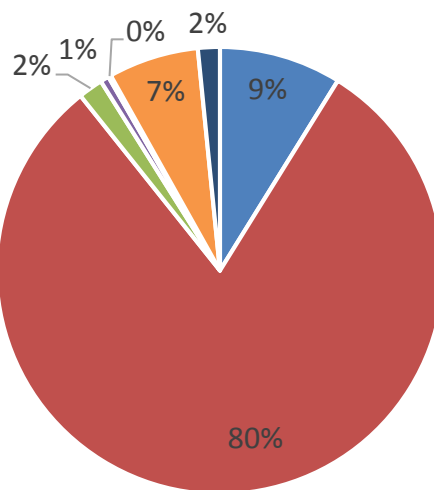


CITY OF GOLD COAST
STRAY AND SURRENDERED CANINES
OUTCOMES 2017/18



- Reclaimed ■ Adopted ■ In process ■ Trans to Rescue
- Escaped/Stolen ■ Euthanized ■ Died

CITY OF GOLD COAST
STRAY AND SURRENDERED FELINES
OUTCOMES 2017/18



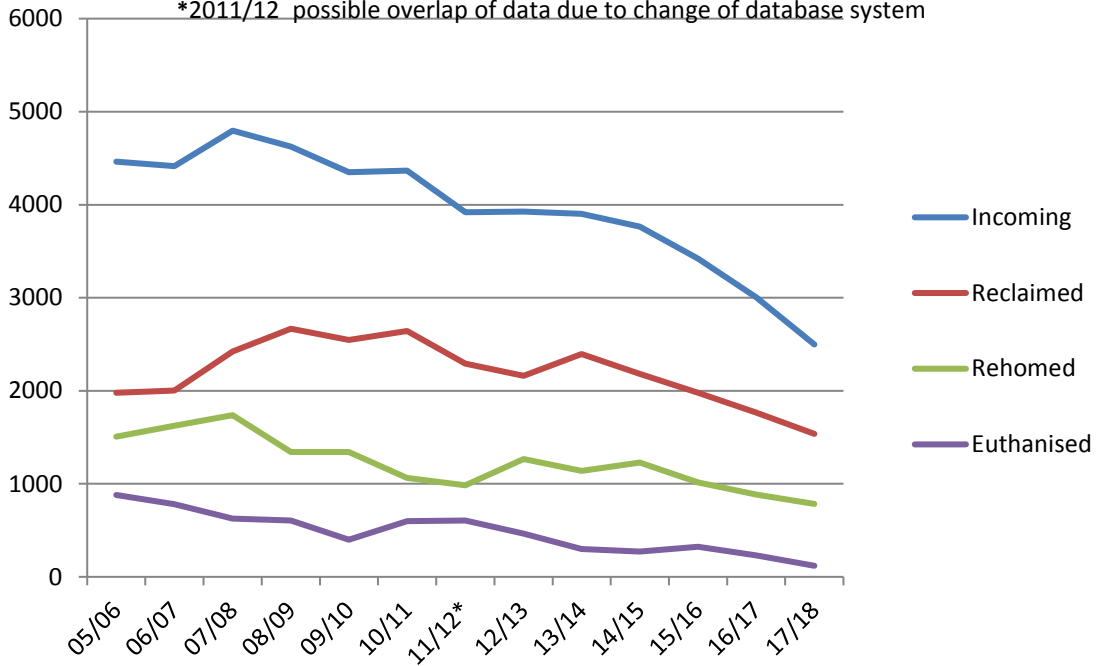
- Reclaimed ■ Adopted ■ In process ■ Trans to Rescue
- Escaped/Stolen ■ Euthanized ■ Died

GOLD COAST DOGS

NUMBER INCOMING, RECLAIMED, REHOMED, EUTHANIZED

2005/6 - 2017/18

*2011/12 possible overlap of data due to change of database system

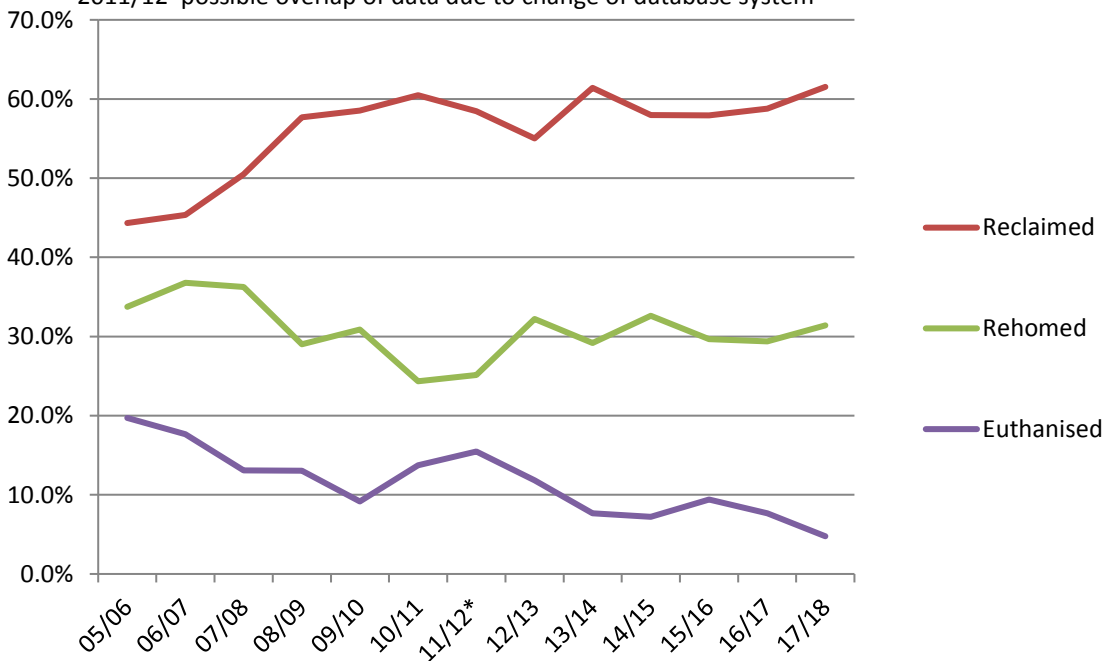


GOLD COAST DOGS

% RECLAIMED, REHOMED, EUTHANIZED

TRENDS 2005/6 - 2017/18

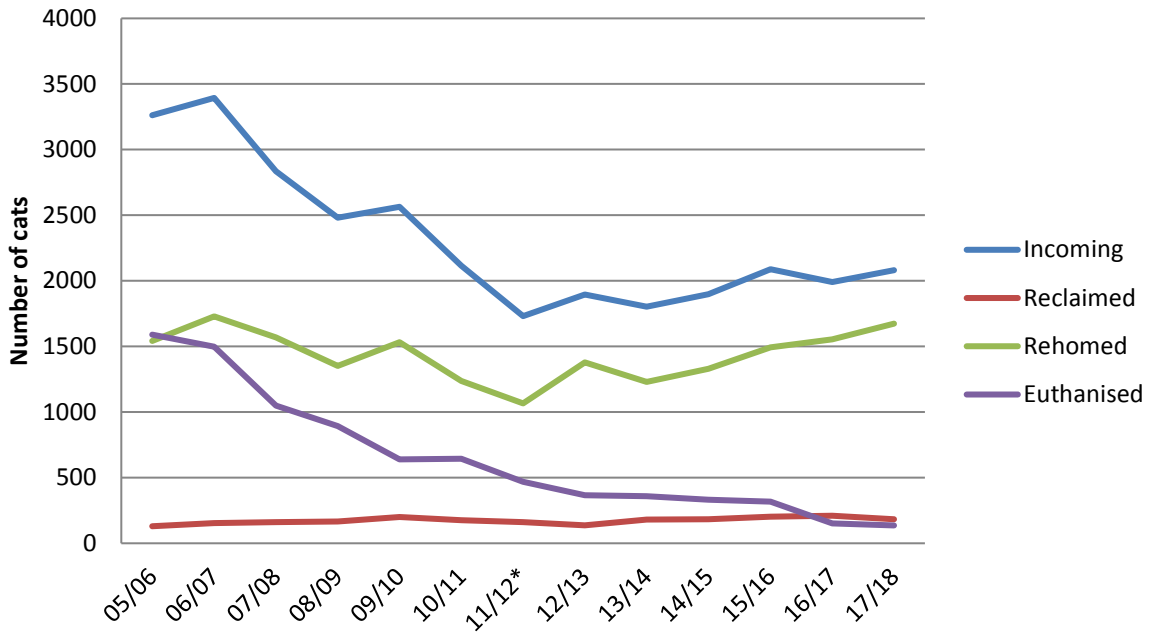
*2011/12 possible overlap of data due to change of database system



GOLD COAST CATS

NUMBER OF INCOMING, RECLAIMED, REHOMED, EUTHANIZED
2005/6 - 2016/17

*2011/12 possible overlap of data due to change of database system



GOLD COAST CATS

% OF INCOMING - RECLAIMED, REHOMED, EUTHANIZED
TRENDS 2005/6 - 2017/18

*2011/12 possible overlap of data due to change of database system

